


# SOLAX X1-IES



**BESPAAR**



**PARTNER**

De specialist in

zonne-energie!

**X1-IES**

3kW/3.7kW/4.6kW/5kW/6kW/8kW



# INTRODUCTION

This is an integrated residential ESS which comes with a 3–8kW hybrid single-phase inverter and extensible battery modules, plug and play, capacity range from 5 to 20 kWh. It has excellent performance in economy, safety and robustness. In addition, intelligent functions like VPP, micro-grid, smart schedule and smart scene are all ready. It would be the best choice for householders.

## SolaX IES

### ◀ Features

#### Economic

- All in one design, plug and play, expandable and installation easily
- Maximum 200% oversize and 200% PV input power
- Maximum 20A DC single string input current, support high power solar panel
- Low start output voltage makes inverter longer working time
- Built-in shadow tracking function
- Maximum Charge / Discharge Current up to 50A

#### Safe

- IP66 protection level
- AC&DC SPD type II, always guarding the inverter
- AFCI optional

#### Robust

- Robust back-up ability, switchover time <10ms(UPS level), up to 200% EPS output for 10s
- Battery heating technology, -30°C extreme environment operation

#### Intelligent

- AI ready, forecasting solar generation and home consumption, smart energy management strategy
- VPP ready, SolaX cloud support resource aggregator(IEEE 2030.5, OpenADR )
- Micro-grid ready, supporting real-time power balance between PCS and Hybrid in grid-connected and off-grid scenarios.
- Support smart scene function, intelligent loads management (e.g., Heat pump, EV charger)
- Support 7×24h scheduling mode
- Support Wireless meter solution



## SYSTEM OVERVIEW

System schematic



Rated output power [kW]	3 / 3.7 / 4.6 / 5 / 6 / 8			
Number of batteries	1	2	3	4
Nominal capacity [kWh] <sup>①</sup>	5.1	10.2	15.3	20.4
Usable energy [kWh] <sup>②</sup>	4.6	9.2	13.8	18.4
Max. charge/discharge power [kW] <sup>③</sup>	5.1	8	8	8
Degree of protection	IP66			
Operating temperature range [°C]	-30 to 53			
Allowable relative humidity range [%]	5-95 (No condensation)			
Max. operating altitude [m]	3000			
Net weight [kg] <sup>④</sup>	87.2	134.2	181.2	134.2 / 99.2
Dimension (W x H x D) [mm]	730 x 908 x 210	730 x 1226 x 210	730 x 1544 x 210	730 x 1226 x 210 / 730 x 809 x 150
Display	LCD			
Cooling concept	Natural cooling			
Topology	Transformerless			
Communication	RS485, Pocket-X, USB, CAN, DO, DI			

① Test conditions: 25°C, 100% depth of discharge (DoD), 0.2C charge & discharge.

② System usable energy may vary with inverter different setting.

③ The max.charge/discharge power must not exceed the rated output power (the table takes the maximum power inverter as an example).

④ Different inverter models have different weights. The heaviest one is taken as an example.

## SPECIFICATIONS

	X1-IES-3K	X1-IES-3.7K	X1-IES-4.6K	X1-IES-5K	X1-IES-6K	X1-IES-8K
<b>INPUT PV</b>						
Max. recommended PV array power [Wp]	6000	7400	9200	10000	12000	16000
Max. DC voltage [V]	600					
Nominal DC operating voltage [V]	360					
Max. input current (input PV1 / input PV2 / input PV3) [A]	PV1: 20 / PV2: 20	PV1: 20 / PV2: 20	PV1: 20 / PV2: 20 / PV3: 20	PV1: 20 / PV2: 20 / PV3: 20	PV1: 20 / PV2: 20 / PV3: 20	PV1: 20 / PV2: 20 / PV3: 20
Max. short circuit current (input PV1 / input PV2 / input PV3) [A]	PV1: 30 / PV2: 30	PV1: 30 / PV2: 30	PV1: 30 / PV2: 30 / PV3: 30	PV1: 30 / PV2: 30 / PV3: 30	PV1: 30 / PV2: 30 / PV3: 30	PV1: 30 / PV2: 30 / PV3: 30
MPPT voltage range <sup>①</sup> [V]	40 to 560					
Start output voltage [V]	50					
No. of MPP trackers / Strings per MPP tracker	2 / (1 / 1)	2 / (1 / 1)	3 / (1 / 1 / 1)	3 / (1 / 1 / 1)	3 / (1 / 1 / 1)	3 / (1 / 1 / 1)
<b>INPUT AC</b>						
Nominal AC power [VA]	6300	7360	9200	9200	9200	9200
Max. AC current [A]	27.4	32	40.0	40.0	40.0	40.0
Rated grid frequency [Hz]	50 / 60					
Power factor	~1 (Adjustable from 0.8 leading to 0.8 lagging)					
<b>OUTPUT AC (On-Grid)</b>						
Nominal AC power [VA]	3000	3680	4600	5000	6000	8000
Max. apparent AC power [VA]	3300	3680	4600	5000 (4600 for VDE4105, 4999 for AS4777, 5000 for C10/11)	6600	8000
Rated grid voltage(AC voltage range) [V]	Single phase, 220 / 230 / 240					
Rated grid frequency [Hz]	50 / 60					
Rated AC output current [A] ( at 230V, 50Hz)	13.1	16	20	21.8	26.1	34.8
Max. AC current [A]	14.4	16	20	21.8	28.7	34.8
Displacement power factor	~1 (Adjustable from 0.8 leading to 0.8 lagging)					
Total harmonic distortion (THDi, rated power) [%]	< 3					

EPS OUTPUT (With battery)						
EPS peak power [VA]	2Pn, 10s (Full sun)					
EPS rated power [VA]	3000	3680	4600	5000	6000	8000
EPS rated voltage [V]; frequency [Hz]	Single phase, 220 / 230 / 240; 50/60					
EPS rated current [A]	13.1	16	20	21.8	26.1	34.8
Switchover time [ms]	< 10					
Total harmonic distortion (THDv, linear Load) [%]	< 3					
BATTERY						
Battery voltage range [V]	80 ~ 480					
Communication interfaces	CAN / RS485					
BMS module	TBMS-MCS0800E					
Battery module	TP-HS50E					
Composition	TBMS-MCS0800E + TP-HS50E * n + Base Dimensions + Series Box (Required for two columns)					
Battery type	Li-ion (LFP)					
Nominal capacity [kWh] / Nominal capacity [Ah] <sup>②</sup>	5.1 / 50					
Usable energy [kWh] <sup>③</sup>	4.6					
Standard power [kW]	3					
Max power [kW]	5.1					
Max. charge / discharge current [A] <sup>④</sup>	50					
Cycle life [Cycles]	> 6000					
Warranty [Years]	10					
Safety	CE, RCM, TUV (IEC62619), RoHS, REACH					
TBMS-MCS0800E dimensions(W x H x D) [mm] / Weight [kg]	730 x 165 x 150 / 9.3					
TP-HS50E dimensions(W x H x D) [mm] / Weight [kg]	730 x 318 x 150 / 47					
Base dimensions(W x H x D) [mm] / Weight [kg]	730 x 75 x 150 / 3.9					
Series box dimensions(W x H x D) [mm] / Weight [kg]	167 x 91.5 x 121 / 1.3					
EFFICIENCY						
Max. efficiency [%] / Euro-efficiency [%]	97.6 / 97.0					
Rated battery charge [%] / Discharge efficiency [%]	98.5 / 97					
GENERAL DATA (INVERTER)						
Dimensions (W x H x D) [mm]	717 x 350 x 210					
Weight [kg]	< 28					
Operating temperature range [°C]	- 35 to 60 (derating at 45°C)					
Relative humidity [%]	0 to 100 (condensing)					
Storage temperature [°C]	-40 to 65					
Noise emission (typical) [dB(A)]	< 35					
Internal consumption (night) [W]	< 40W for hot standby, < 5W for cold standby					
PROTECTION						
Anti-Islanding protection	Yes					
DC reverse polarity protection	Yes					
Insulation monitoring	Yes					
Residual current monitoring	Yes					
AC overcurrent protection	Yes					
AC short-circuit protection	Yes					
AC overvoltage protection	Yes					
Over-heat protection	Yes					
AFCI	OPT					
Surge protection	Type II, DC and AC					
STANDARD						
Safety	IEC62109-1 / IEC62109-2					
EMC	EN 61000-6-1 / EN 61000-6-2 / EN 61000-6-3					
Certification	VDE 0126-1-1 A1:2012 / VDE-AR-N 4105 /G98/G99/ AS4777 / EN50549 / CEI 0-21					

① Any DC input voltage beyond the MPPT voltage range may result in inverter improper operating.

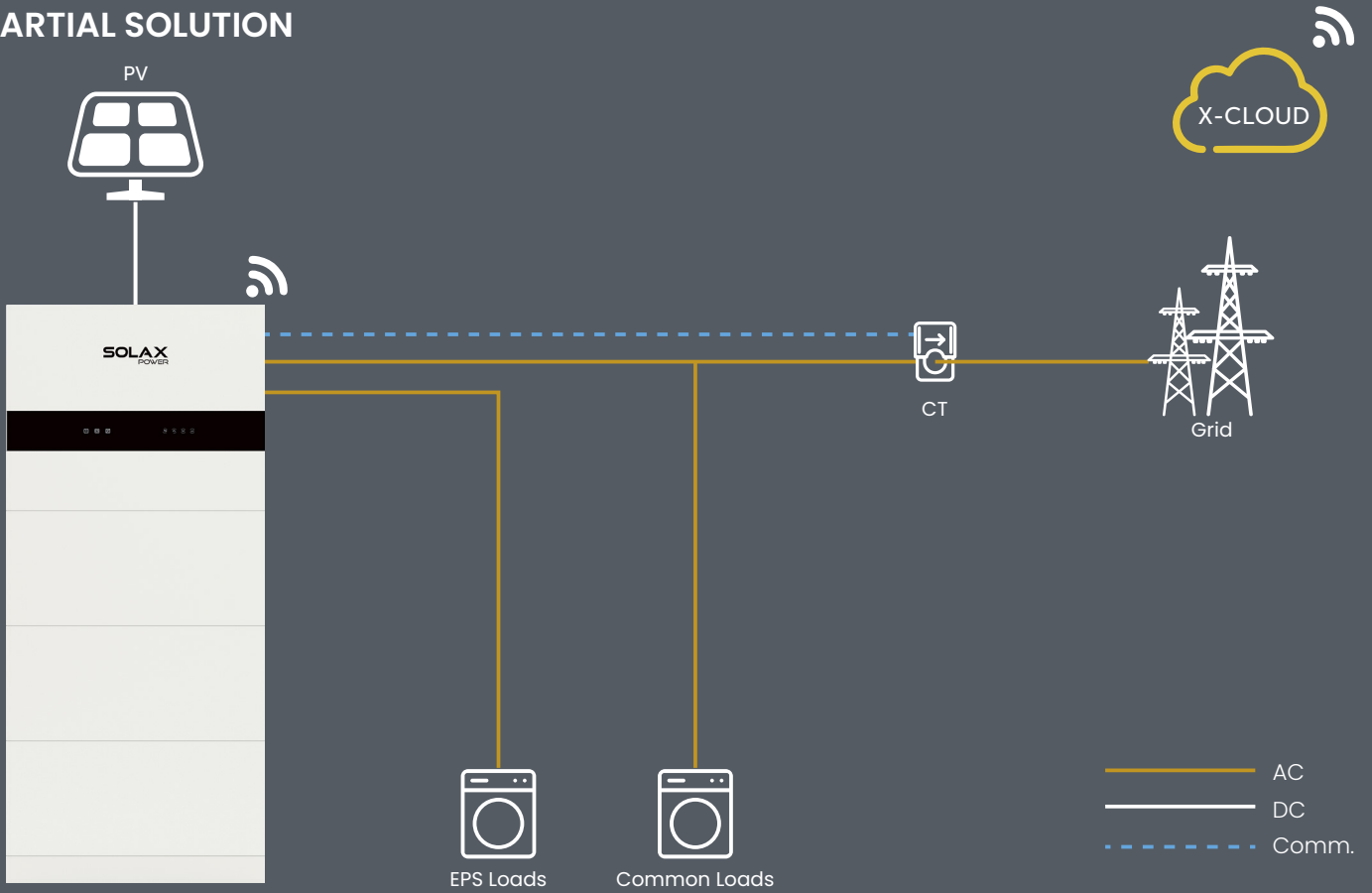
② Test conditions: 25°C, 100% depth of discharge (DoD), 0.2C charge & discharge.

③ System usable energy may vary with inverter different setting.

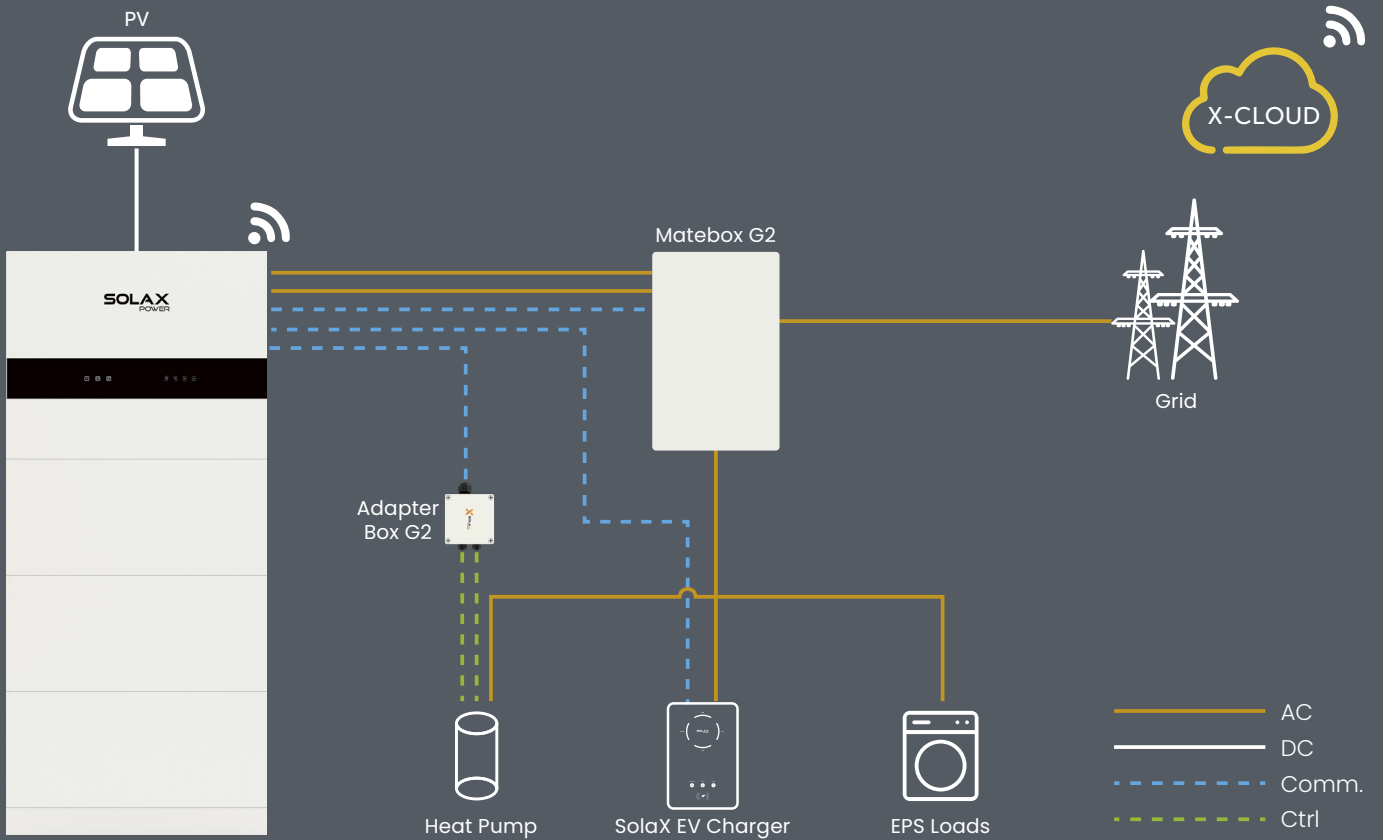
④ Discharge: In case of battery cell's temperature range of -20°C~10°C and 45°C~53°C, the discharge current will be reduced; Charge: In case of battery cell's temperature range of 0°C~25°C and 45°C~53°C, the charge current will be reduced. Product charge or discharge power depends on the actual temperature of battery pack.

# TACTICAL SCENARIO

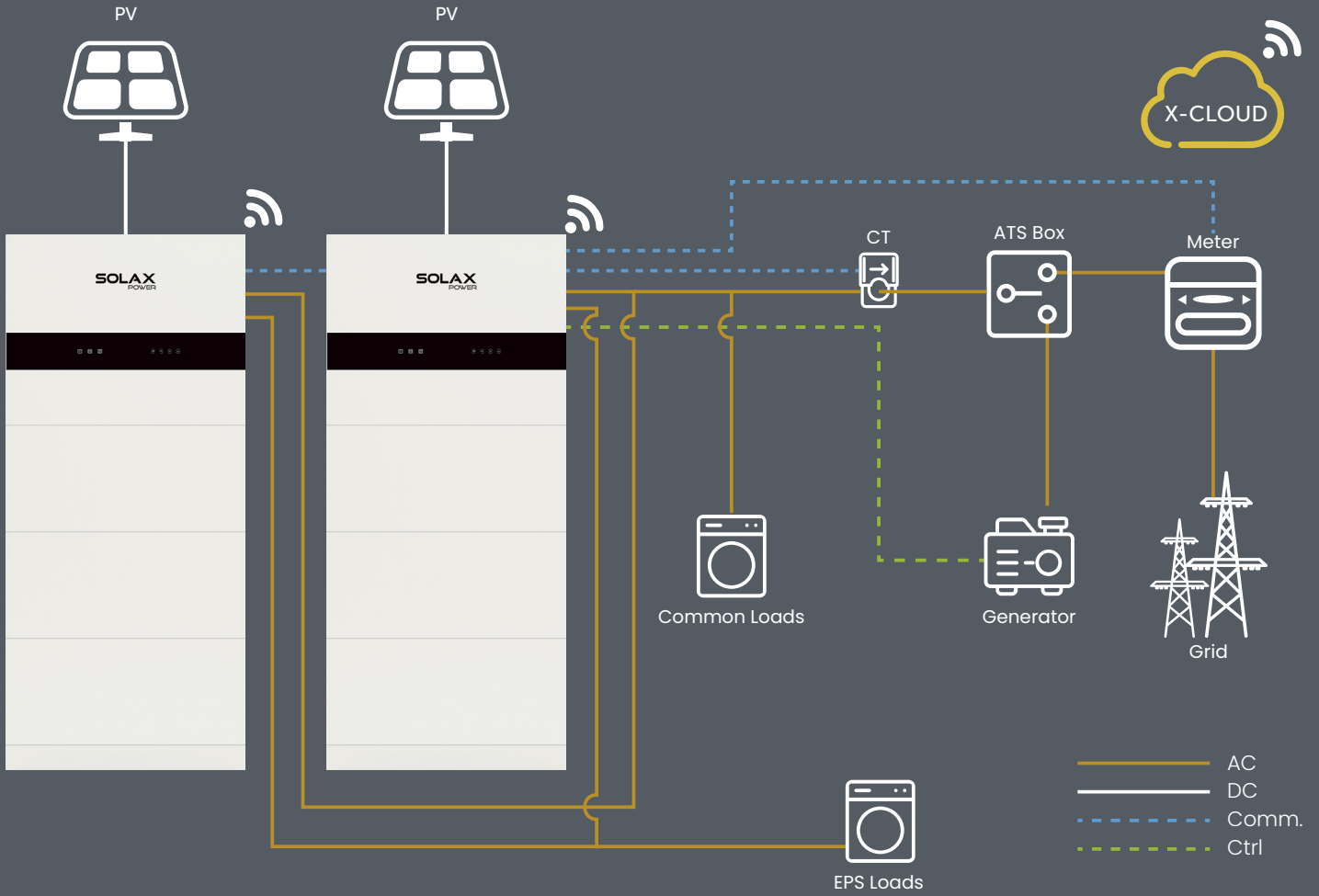
## PARTIAL SOLUTION



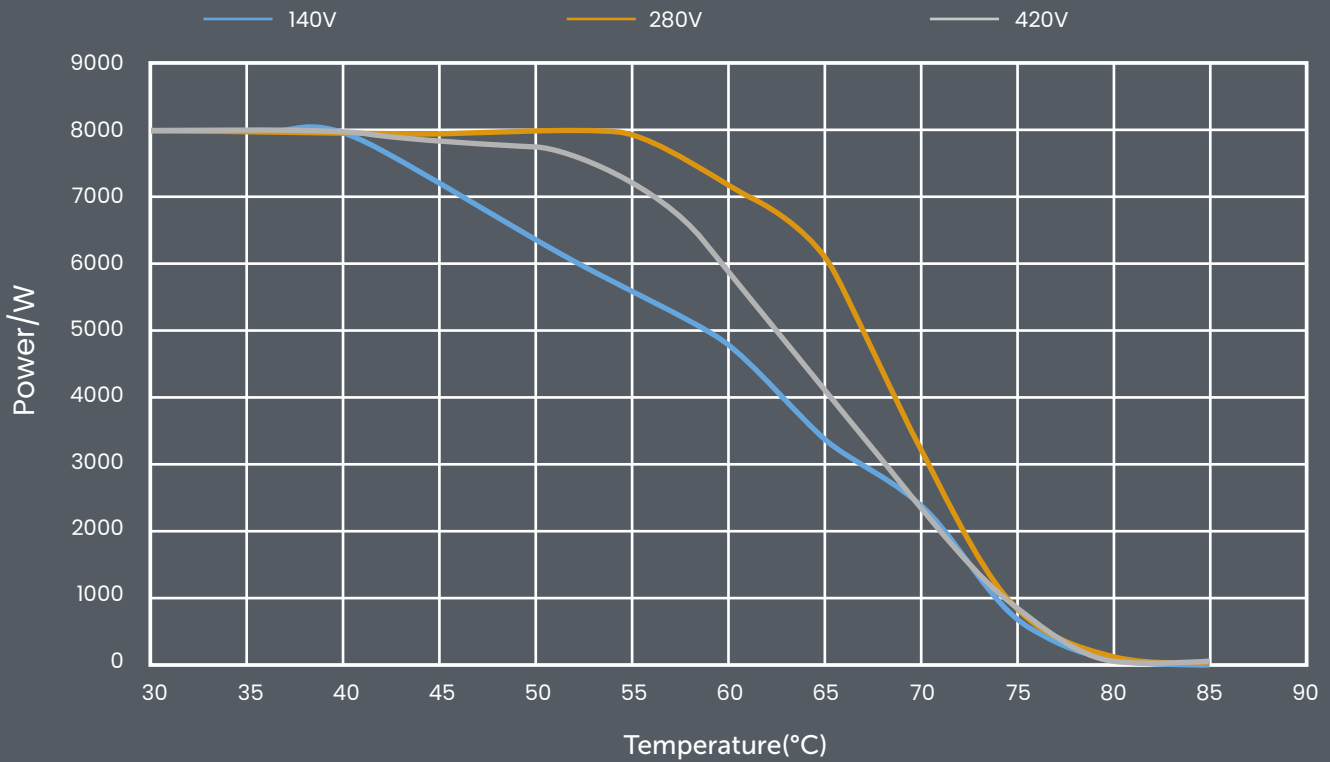
## WHOLE HOME BACKUP SOLUTION



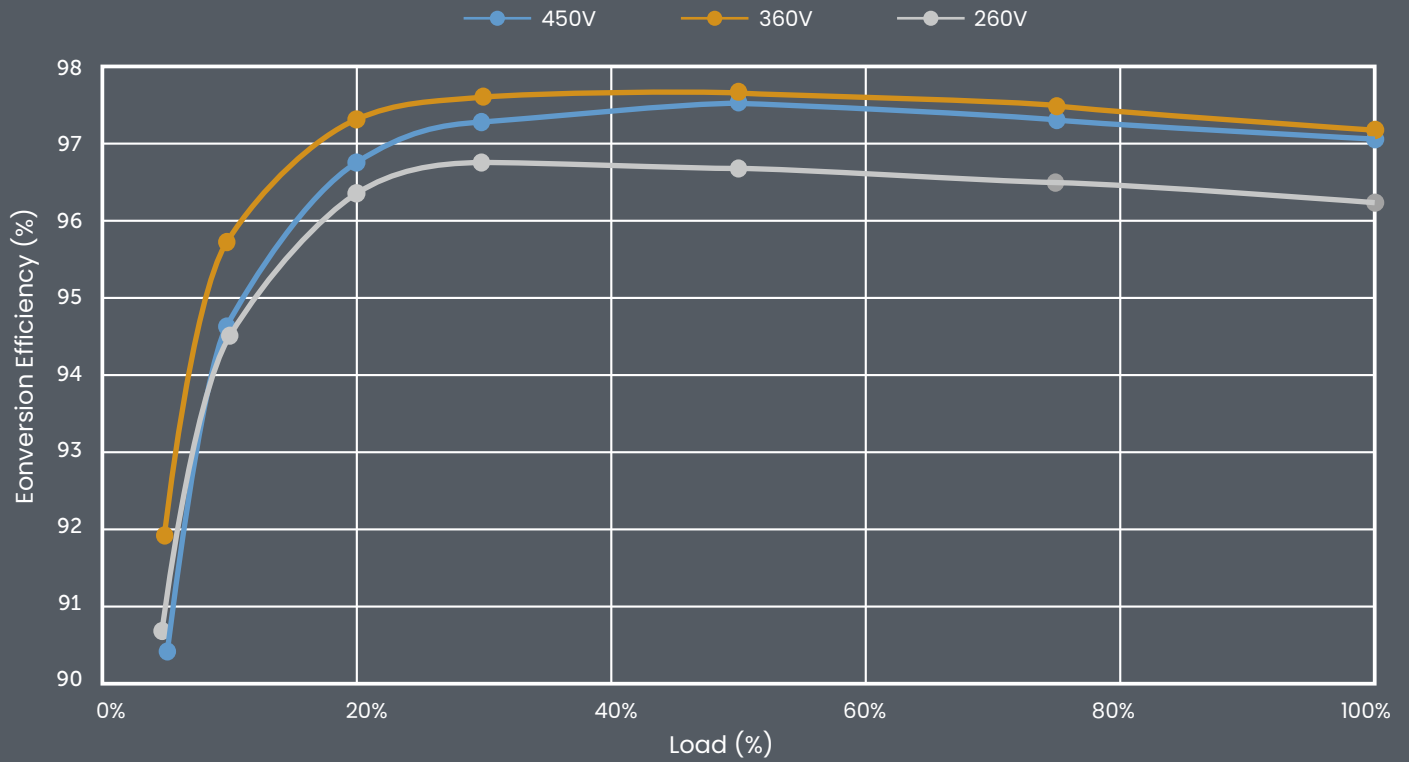
# PARALLEL & GENERATOR INTEGRATED SOLUTION



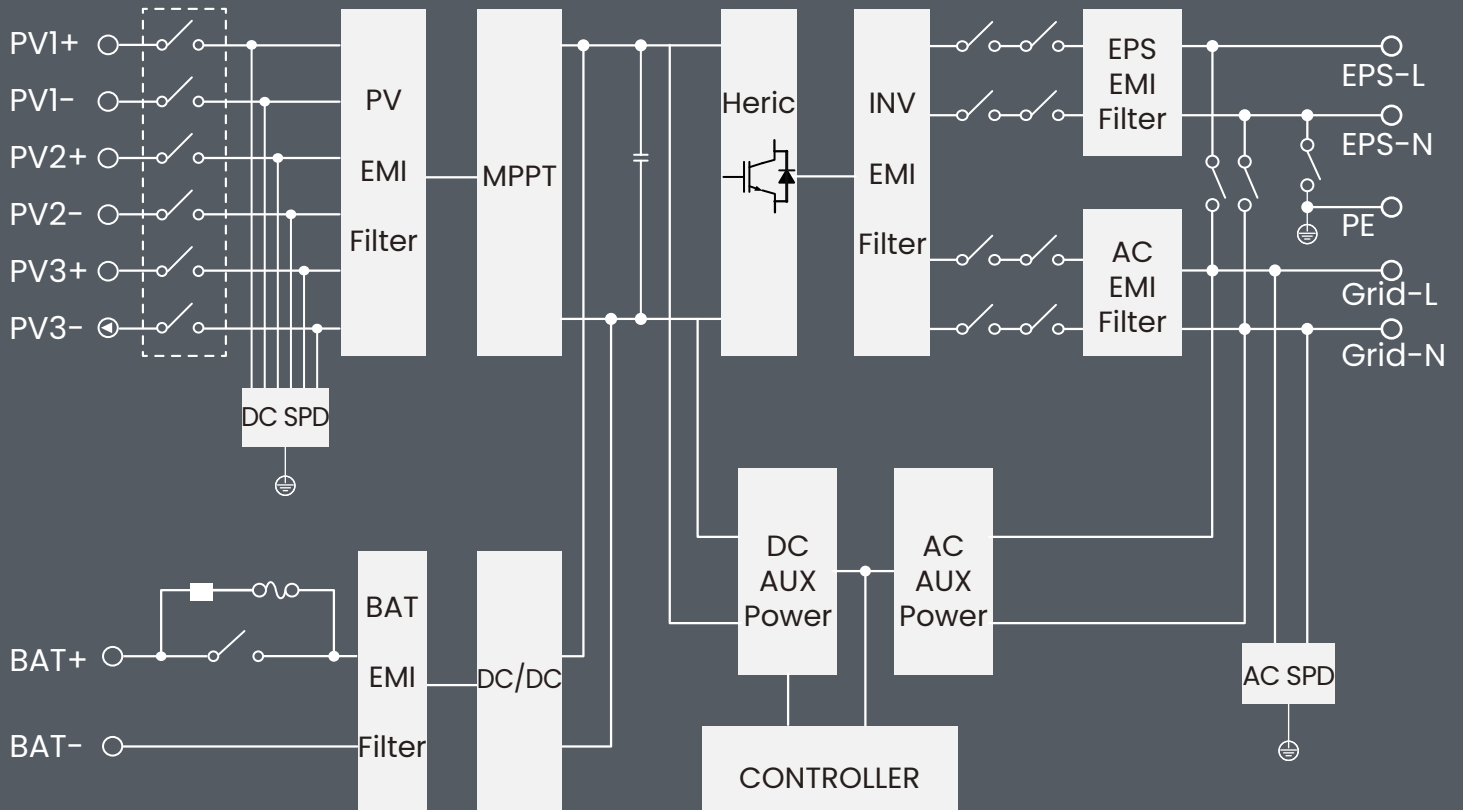
## Derating Curve (8kw)



## EFFICIENCY CURVE



## CIRCUIT DIAGRAM





[www.solaxpower.com](http://www.solaxpower.com)



Global: +86 571-56260008  
PL: +48 662 430 292

AU: +61 1300 476 529  
DE: +49 (0) 6142 4091 664

UK: +44 2476 586998  
NED: +31 (0) 8527 37932

[info@solaxpower.com](mailto:info@solaxpower.com)  
[service@solaxpower.com](mailto:service@solaxpower.com)